




VINYL FENCE

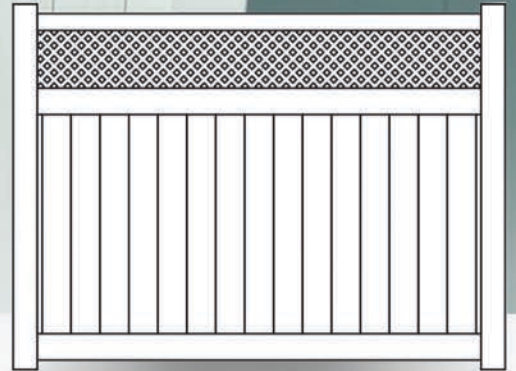
PRIVACY




SOLID



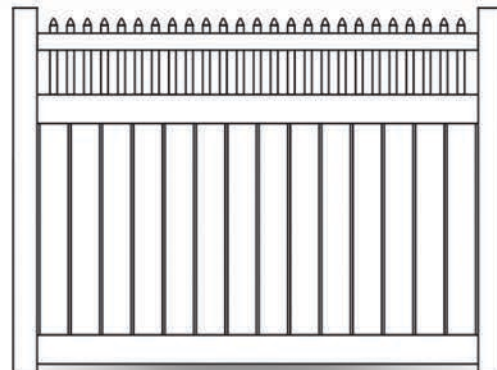
LATTICE TOP



**NARROW
LATTICE TOP**





**CLOSED
SPINDLE TOP**




**OPEN
SPINDLE TOP**

VINYL FENCE

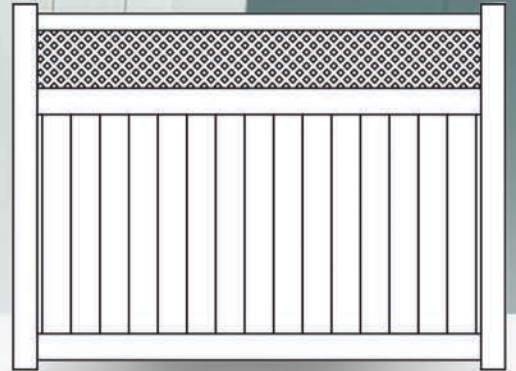
PRIVACY




SOLID



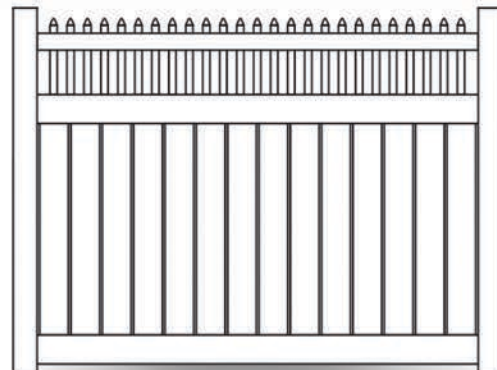
LATTICE TOP



**NARROW
LATTICE TOP**



**CLOSED
SPINDLE TOP**



**OPEN
SPINDLE TOP**

Our vinyl fence won't rust, rot, or peel and never needs painting.



Combine colors
for a unique
look!

Heights

3', 4', 5', 6', 7', and 8'

Widths

6' and 8'

Posts

4" x 4" and 5" x 5"

Colors

White, Almond, and Khaki

Pickets

7/8" x 6" Tongue and Groove

Rails

2" x 7" Slotted Top and Bottom

1.75" x 5.5" Top and Bottom Rail

2" x 3.5" Top Rail (on Decorative Top)

Double Slotted Mid-rail on 7' and 8' high fences

Reinforcing insert where required

Accent Spindle Top Pickets

1.5" x 1.5" Vinyl (Straight, Scalloped, and Stepped)


3/4" Round or Square Aluminum Spindles

Accent Lattice Top


2" Diamond

1" Diamond and Square


6" SEMI-PRIVACY




**CLOSED
TOP**



**LATTICE
TOP**



**CLOSED
SPINDLE
TOP**



**OPEN
SPINDLE
TOP**

Heights

3', 4', 5', 6', 7', and 8'

Widths

6' and 8'

Posts

4" x 4" and 5" x 5"

Colors

White, Almond, and Khaki

Pickets

7/8" x 6" Ribbed

1/2" Picket Spacing

Rails

2" x 6" Ribbed Top and Bottom

2" x 3.5" Top Rail (on Decorative Top)

Aluminum insert where required

2" x 3.5" Mid-rail on fence 5' and higher

Accent Spindle Top Pickets

1.5" x 1.5" Vinyl (Straight, Scalloped, and Stepped)

3/4" Round or Square Aluminum Spindles

Accent Lattice Top

2" Diamond

1" Diamond and Square

3" SEMI-PRIVACY



Heights

3', 4', 5', 6', 7', and 8'

Widths

6' and 8'

Posts

4" x 4" and 5" x 5"

Colors

White, Almond, and Khaki

Pickets

7/8" x 3"

1/2" Picket Spacing

Rails

2" x 6" Ribbed Top and Bottom

2" x 3.5" Top Rail (on Decorative Top)

Aluminum insert where required

2" x 3.5" Mid-rail on fence 5' and higher

Accent Spindle Top Pickets

1.5" x 1.5" Vinyl (Straight, Scalloped, and Stepped)

3/4" Round or Square Aluminum Spindles

Accent Lattice Top

2" Diamond


1" Diamond and Square




**CLOSED
TOP**



**LATTICE
TOP**




**CLOSED
SPINDLE
TOP**



**OPEN
SPINDLE
TOP**

POOL & YARD



CONTEMPORARY CLOSED TOP

Heights

3', 4', 5', 6', 7', and 8'

Widths

6' and 8'

Posts

4" x 4" and 5" x 5"

Colors

White, Almond, and Khaki

Pickets

7/8" x 3"

1/2" Picket Spacing

Optional: 1.75" Spacing

Rails

2" x 6" Ribbed Top and Bottom

Optional: 2" x 3.5" Top and Bottom

Aluminum insert where required

2" x 3.5" Mid-rail on fence 5' and higher

CLASSIC CLOSED TOP

Heights

3', 4', 5', 6', 7', and 8'

Widths

6' and 8'

Posts

4" x 4" and 5" x 5"

Colors

White, Almond, and Khaki

Pickets

7/8" x 1.5"

1/2" Picket Spacing

Optional: 1.5" x 1.5 with 1.75" Spacing

Rails


2" x 6" Ribbed Top and Bottom

Optional: 2" x 3.5" Top and Bottom

Aluminum insert where required

2" x 3.5" Mid-rail on fence 5' and higher

Our products eliminate the need for unsightly brackets.



ALTERNATING PICKET

Heights

3', 4', 5', 6', 7', and 8'

Widths

6' and 8'

Posts

4" x 4" and 5" x 5"

Colors

White, Almond, and Khaki

Pickets

Alternating 7/8" x 3" and 7/8" x 1.5"

Alternating 7/8" x 6" and 7/8" x 1.5"

1.75" Picket Spacing

Rails

2" x 3.5" Hollow Top and Bottom

Optional: 2" x 6" Top and Bottom

Aluminum insert where required

2" x 3.5" Mid-rail on fence 5' and higher

Accent Spindle Top Pickets

1.5" x 1.5" Vinyl (Straight, Scalloped, and Stepped)

3/4" Round or Square Aluminum Spindles

Accent Lattice Top


2" Diamond

1" Diamond and Square


Our rails are
pre-notched
and routed
for easy
assembly!




CONTEMPORARY 3" PICKET



**STRAIGHT
PICKET**



**SCALLOPED
PICKET**



**ARCHED
PICKET**



Sharp Cap

Dog Ear Cap

Heights

3', 4', 5', 6', 7', and 8'

Widths

6' and 8'

Posts

4" x 4" and 5" x 5"

Colors

White, Almond, and Khaki

Pickets

7/8" x 3" Hollow

3" Picket Spacing

Optional: 1.75" Spacing

Rails

2" x 3.5" Top Hollow Rail


2" x 6" Ribbed Bottom Rail

Aluminum insert where required


Optional: 2" x 3.5" Bottom Rail

2" x 3.5" Mid-rail on fence 5' and higher


CLASSIC 1.5" PICKET




**STRAIGHT
PICKET**



**SCALLOPED
PICKET**



**ARCHED
PICKET**



**STEPPED
PICKET**

Heights

3', 4', 5', 6', 7', and 8'

Widths

6' and 8'

Posts

4" x 4" and 5" x 5"

Colors

White, Almond, and Khaki

Pickets

1.5" x 1.5" Hollow with Pyramid Cap

1.75" Picket Spacing

Rails

2" x 3.5" Hollow Top Rail

2" x 6" Ribbed Bottom Rail

Aluminum insert where required

Optional: 2" x 3.5" Bottom Rail

2" x 3.5" Mid-rail on fence 5' and higher